

Arabic Benchmark Test – Attainment Scheme

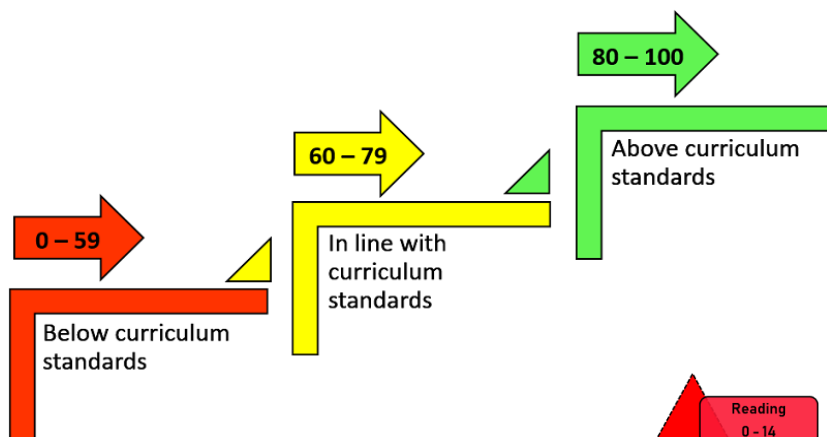
Overall

Attainment ranges


Below curriculum standards	Below curriculum standards	In line with curriculum standards	Above curriculum standards	Above curriculum standards	Above curriculum standards
0 - 59		60 - 79	80 - 100		
Very Weak	Weak	Acceptable	Good	Very Good	Outstanding
Few (up to 15%) students attain levels that are in line with curriculum Standards.	Less than three - quarters (75%) of students attain levels that are at least in line with curriculum standards.	If at least 75% of students are attaining at or above the curriculum standards stated in this column.	If at least 50% of the students are at or above the curriculum standards in this column.	If at least 61% of the students are at or above the standards stated in this column.	If at least 75% of the students are at or above the standards stated in this column.

Individual / Student

Ranges of the Arabic Benchmark Test

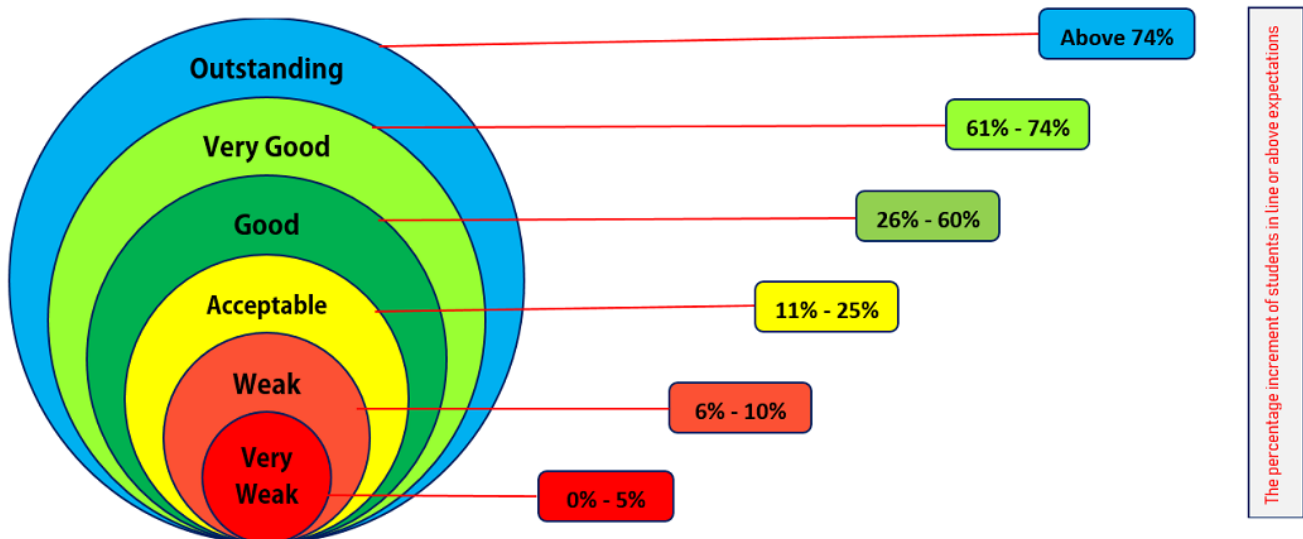


Ranges of skills

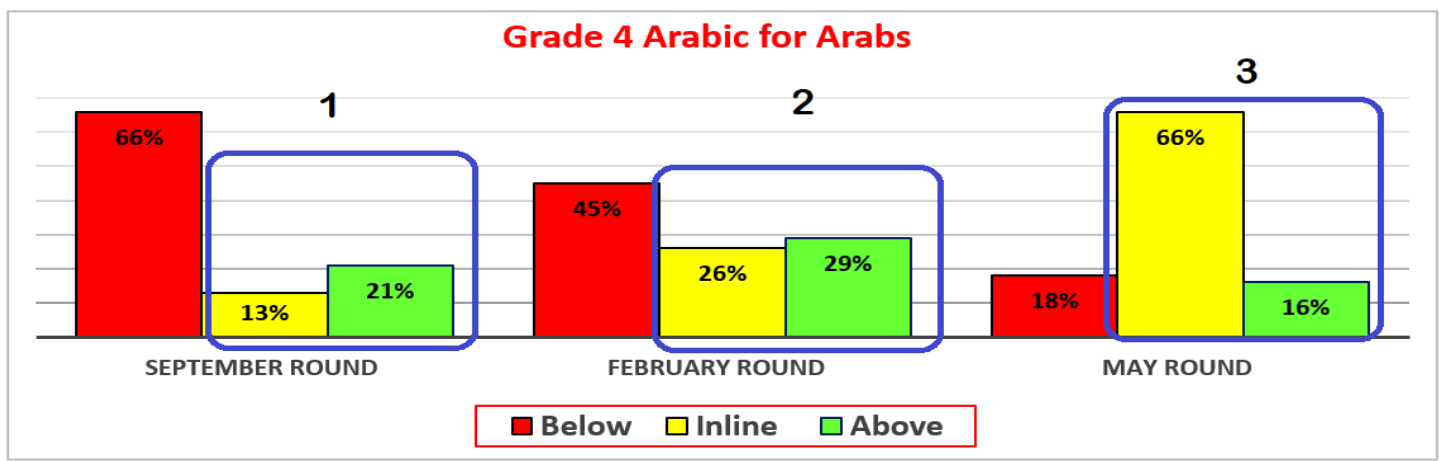


Arabic Benchmark Test – Progress Scheme

Progress ranges



Example:



In Grade 4 Arabic for Arabs:

- 1- In September Round (There are only 34% of the students in line or above the curriculum standards).
- 2- In February Round (There are 55% of the students in line or above the curriculum standards)
 - The improvement is 21% between September and February - According to the Progress scheme (The students made Acceptable Progress)
- 3- In May Round (There are 82% of the students in line or above the curriculum standards).
 - The improvement is 48% between September and May - According to the Progress scheme (The students made Good Progress)